

NUMBERED KEY CANVASS

RUN DATE:11/20/14 11:12 AM

GENERAL ELECTION
NOVEMBER 4, 2014
JACKSON COUNTY, OREGON

REPORT-EL52 PAGE 0005

Governor STATEWIDE PARTISAN

Vote for 1

01 = Dennis Richardson (REP) (IND)

02 = Chris Henry (PR))

03 = Aaron Auer (CON)

04 = John Kitzhaber (DEM) (WRF)

VOTES PERCENT

43,489 52.67

536 .65

907 1.10

35,223 42.66

05 = Paul Grad (LBT)

06 = Jason Levin (PAC)

07 = WRITE-IN

VOTES PERCENT

1,050 1.27

1,248 1.51

109 .13

	01	02	03	04	05	06	07
0002 002	364	15	8	2212	23	59	1
0004 004	391	25	12	2198	31	64	1
0007 007	320	15	6	1859	25	86	1
0010 010	29	7	4	92	6	13	0
0013 013	503	17	6	1925	42	66	5
0018 018	743	20	15	1446	36	64	0
0021 021	68	1	1	97	3	4	0
0022 022	333	1	10	133	5	5	0
0023 023	238	1	3	132	7	3	2
0024 024	998	9	20	398	21	19	3
0026 026	693	8	18	368	17	15	1
0027 027	1101	12	27	392	12	20	2
0029 029	1016	7	22	445	6	12	1
0030 030	89	0	2	49	1	0	0
0031 031	509	3	17	192	8	3	0
0034 034	925	9	14	289	11	10	1
0035 035	12	0	0	7	1	1	0
0036 036	950	9	49	504	20	23	1
0038 038	512	9	10	232	8	9	0
0040 040	1529	18	23	741	28	17	4
0042 042	1310	11	23	730	27	19	1
0044 044	1308	20	28	899	36	28	6
0046 046	1419	0	9	685	20	8	0
0047 047	1001	3	4	563	9	11	2
0048 048	1210	21	10	1168	24	22	5
0050 050	1132	4	16	813	19	18	0
0052 052	385	0	0	368	1	0	0
0054 054	1399	13	26	927	31	31	1
0056 056	1114	25	33	815	27	36	6
0058 058	731	26	36	792	40	56	7
0060 060	1024	15	28	810	37	37	4
0062 062	841	18	41	602	24	24	4
0064 064	876	12	20	587	34	27	2
0070 070	800	7	15	449	19	11	4
0073 073	742	5	8	418	11	13	0
0074 074	717	4	15	340	6	15	0
0075 075	871	7	11	751	17	22	3
0077 077	1140	15	28	835	19	34	3
0080 080	333	9	6	535	12	30	2
0082 082	769	16	15	1564	37	61	7
0084 084	831	16	20	917	26	31	0
0087 087	1153	15	26	920	28	35	2
0090 090	1160	11	20	475	22	14	5
0092 092	1485	7	22	583	18	16	4
0094 094	978	10	24	490	20	20	3
0096 096	680	2	7	220	10	5	2
0099 099	1470	10	35	517	22	25	5
0102 102	1000	14	17	520	35	19	2
0105 105	255	4	12	162	9	9	0
0106 106	1143	6	21	396	26	16	0
0109 109	745	4	17	407	29	13	2
0111 111	1324	12	27	657	21	24	1
0112 112	472	6	16	276	19	5	2

NUMBERED KEY CANVASS


RUN DATE:11/20/14 11:12 AM

GENERAL ELECTION
NOVEMBER 4, 2014
JACKSON COUNTY, OREGON

REPORT-EL52 PAGE 0006

	VOTES	PERCENT		VOTES	PERCENT		
Governor STATEWIDE PARTISAN							
Vote for 1							
01 = Dennis Richardson (REP) (IND)	43,489	52.67					
02 = Chris Henry (PR))	536	.65	05 = Paul Grad (LBT)	1,050	1.27		
03 = Aaron Auer (CON)	907	1.10	06 = Jason Levin (PAC)	1,248	1.51		
04 = John Kitzhaber (DEM) (WRF)	35,223	42.66	07 = WRITE-IN	109	.13		
(CONTINUED FROM PREVIOUS PAGE)	01	02	03	04	05	06	07
0115 115	349	2	4	321	4	20	1

I certify the votes recorded on this abstract correctly summarize the tally of votes cast at the election indicated.


Christine D. Walker, Jackson County Clerk

11-21-14
date

NUMBERED KEY CANVASS

RUN DATE:11/20/14 11:12 AM

GENERAL ELECTION
NOVEMBER 4, 2014
JACKSON COUNTY, OREGON

REPORT-EL52 PAGE 0001

01 = REGISTERED VOTERS - TOTAL
02 = BALLOTS CAST - TOTAL

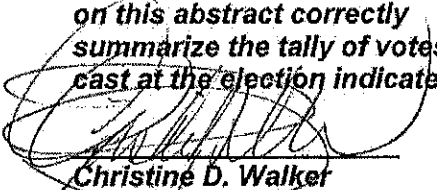
TOTAL PERCENT
121,643
85,349

03 = VOTER TURNOUT - TOTAL

TOTAL PERCENT
70.16

	01	02	03
0002 002	3520	2798	79.49
0004 004	3633	2839	78.14
0007 007	3272	2431	74.30
0010 010	501	175	34.93
0013 013	3604	2667	74.00
0018 018	3189	2409	75.54
0021 021	236	178	75.42
0022 022	695	510	73.38
0023 023	602	400	66.45
0024 024	2099	1521	72.46
0026 026	1712	1157	67.58
0027 027	2548	1620	63.58
0029 029	2106	1536	72.93
0030 030	195	142	72.82
0031 031	1078	751	69.67
0034 034	1739	1296	74.53
0035 035	73	21	28.77
0036 036	3119	1618	51.88
0038 038	1147	805	70.18
0040 040	3630	2455	67.63
0042 042	3124	2186	69.97
0044 044	3582	2393	66.81
0046 046	2827	2200	77.82
0047 047	2126	1636	76.95
0048 048	3438	2527	73.50
0050 050	2732	2058	75.33
0052 052	882	773	87.64
0054 054	3772	2532	67.13
0056 056	3281	2126	64.80
0058 058	3021	1759	58.23
0060 060	3632	2035	56.03
0062 062	2649	1601	60.44
0064 064	2479	1616	65.19
0070 070	1848	1357	73.43
0073 073	1551	1237	79.75
0074 074	1439	1127	78.32
0075 075	2202	1725	78.34
0077 077	2705	2136	78.96
0080 080	1232	948	76.95
0082 082	3552	2594	73.03
0084 084	2660	1910	71.80
0087 087	3200	2248	70.25
0090 090	2570	1761	68.52
0092 092	3115	2188	70.24
0094 094	2608	1591	61.00
0096 096	1414	942	66.62
0099 099	3099	2131	68.76
0102 102	2397	1662	69.34
0105 105	694	463	66.71
0106 106	2248	1645	73.18
0109 109	1705	1246	73.08
0111 111	3020	2128	70.46
0112 112	1201	813	67.69
0115 115	940	726	77.23

I certify the votes recorded
on this abstract correctly
summarize the tally of votes
cast at the election indicated.


Christine D. Walker
Jackson County Clerk

11-21-14
date

NUMBERED KEY CANVASS

RUN DATE:11/20/14 11:12 AM

GENERAL ELECTION
NOVEMBER 4, 2014
JACKSON COUNTY, OREGON

REPORT-EL52 PAGE 0002

US Senator FEDERAL

Vote for 1

01 = Mike Montchalin (LBT)

02 = Jeff Merkley (DEM) (IND) (WRF)

03 = Christina Jean Lugo (PAC)

VOTES PERCENT

VOTES PERCENT

04 = James E Leuenberger (CON)

05 = Monica Wehby (REP)

06 = WRITE-IN

2,657	3.26	1,597	1.96
40,754	50.05	34,624	42.52
1,511	1.86	281	.35

	01	02	03	04	05	06
0002 002	41	2272	67	8	307	1
0004 004	36	2287	71	12	308	5
0007 007	62	1930	82	11	245	0
0010 010	9	110	12	1	22	1
0013 013	43	2014	76	18	406	4
0018 018	65	1547	67	21	613	6
0021 021	6	102	2	2	60	0
0022 022	26	167	3	18	265	5
0023 023	14	150	7	7	206	2
0024 024	63	508	20	51	785	5
0026 026	45	452	19	31	554	5
0027 027	53	534	17	51	882	6
0029 029	41	523	11	28	863	4
0030 030	4	54	1	2	75	0
0031 031	17	262	6	29	402	1
0034 034	27	396	12	30	752	6
0035 035	1	11	1	0	7	0
0036 036	88	645	29	72	676	17
0038 038	24	289	18	13	423	0
0040 040	87	933	25	57	1191	13
0042 042	63	882	24	33	1074	6
0044 044	89	1092	48	42	1000	10
0046 046	39	791	11	10	1271	7
0047 047	29	651	14	11	870	1
0048 048	56	1292	29	24	1022	4
0050 050	55	929	19	16	948	4
0052 052	6	387	5	0	358	0
0054 054	89	1116	35	63	1082	7
0056 056	93	944	53	57	848	10
0058 058	91	921	69	43	550	7
0060 060	88	980	45	48	764	9
0062 062	79	745	39	52	602	3
0064 064	77	716	42	32	651	10
0070 070	51	565	15	36	617	8
0073 073	34	501	16	14	621	5
0074 074	24	431	10	19	584	5
0075 075	33	841	25	28	720	4
0077 077	50	941	36	56	954	3
0080 080	25	584	24	9	272	1
0082 082	75	1711	74	40	569	8
0084 084	52	1032	35	35	665	4
0087 087	84	1081	42	42	905	2
0090 090	72	684	24	39	836	12
0092 092	59	798	18	35	1160	12
0094 094	51	638	24	47	737	13
0096 096	25	301	7	10	554	4
0099 099	90	698	35	60	1136	12
0102 102	64	631	25	31	812	13
0105 105	13	213	9	13	191	1
0106 106	68	528	16	53	887	5
0109 109	65	458	18	35	610	1
0111 111	56	801	35	64	1077	5
0112 112	39	343	20	28	349	2

NUMBERED KEY CANVASS

RUN DATE:11/20/14 11:12 AM

GENERAL ELECTION
NOVEMBER 4, 2014
JACKSON COUNTY, OREGON

REPORT-EL52 PAGE 0003

US Senator FEDERAL

Vote for 1

01 = Mike Montchalín (LBT)

02 = Jeff Merkley (DEM) (IND) (WRF)

03 = Christina Jean Lugo (PAC)

VOTES PERCENT

2,657 3.26

40,754 50.05

1,511 1.86

04 = James E Leuenberger (CON)

05 = Monica Wehby (REP)

06 = WRITE-IN

VOTES PERCENT

1,597 1.96

34,624 42.52

281 .35

(CONTINUED FROM PREVIOUS PAGE)

01 02 03 04 05 06

0115 115

21 342 24 10 285 2

I certify the votes recorded on this abstract correctly summarize the tally of votes cast at the election indicated.


Christine D. Walker, Jackson County Clerk

11-21-14
date

NUMBERED KEY CANVASS

RUN DATE:11/20/14 11:12 AM

GENERAL ELECTION
NOVEMBER 4, 2014
JACKSON COUNTY, OREGON

REPORT:EL52 PAGE 0004

US Representative, 2nd District
US CONGRESSIONAL DISTRICT 2

Vote for 1

01 = Aelea Christofferson (DEM)

02 = Sharon L Durbin (LBT)

VOTES PERCENT

VOTES PERCENT

03 = Greg Walden (REP)

04 = WRITE-IN

52,211 64.36

231 .28

	01	02	03	04
0002 002	1876	89	632	11
0004 004	1863	76	671	6
0007 007	1624	82	525	2
0010 010	94	16	37	0
0013 013	1578	84	806	5
0018 018	1188	91	985	2
0021 021	76	7	90	2
0022 022	81	23	376	4
0023 023	84	17	278	6
0024 024	253	69	1133	3
0026 026	245	48	811	0
0027 027	216	68	1271	1
0029 029	274	37	1167	5
0030 030	41	3	97	0
0031 031	138	25	558	2
0034 034	181	36	1022	2
0035 035	4	2	15	0
0036 036	327	99	1092	8
0038 038	157	21	588	0
0040 040	458	88	1761	6
0042 042	431	65	1584	6
0044 044	629	90	1559	8
0046 046	436	50	1636	3
0047 047	296	27	1244	3
0048 048	828	70	1497	5
0050 050	551	50	1366	5
0052 052	258	7	482	0
0054 054	611	89	1693	6
0056 056	554	89	1362	10
0058 058	601	107	947	8
0060 060	556	109	1258	7
0062 062	371	71	1077	6
0064 064	391	69	1065	6
0070 070	285	56	951	5
0073 073	254	34	889	7
0074 074	264	20	804	2
0075 075	548	48	1049	1
0077 077	638	53	1334	5
0080 080	401	40	455	2
0082 082	1240	106	1062	10
0084 084	653	74	1089	4
0087 087	613	90	1443	5
0090 090	336	67	1281	5
0092 092	399	68	1632	6
0094 094	316	61	1140	3
0096 096	159	26	729	1
0099 099	366	90	1605	8
0102 102	326	70	1190	5
0105 105	108	21	306	2
0106 106	239	70	1274	4
0109 109	272	51	874	4
0111 111	474	71	1488	6
0112 112	205	34	537	4
0115 115	251	35	394	4

I certify the votes recorded on this abstract
correctly summarize the tally of votes cast
at the election indicated.

Christine D. Walker, Jackson County Clerk

11-21-14
date

NUMBERED KEY CANVASS

RUN DATE:11/20/14 11:12 AM

GENERAL ELECTION
NOVEMBER 4, 2014
JACKSON COUNTY, OREGON

REPORT-EL52 PAGE 0007

		VOTES	PERCENT			VOTES	PERCENT
State Senator, 3rd District SENATE DISTRICT 03							
Vote for 1							
01 = Dave Dotterer (REP) (IND) (LBT)	23,694	44.42	03 = Alan Bates (DEM) (WRF)	27,667	51.86		
02 = Art H. Krueger (PAC)	1,915	3.59	04 = WRITE-IN	69	.13		

	01	02	03	04
0002 002	367	93	2230	2
0004 004	380	105	2254	3
0007 007	315	110	1907	0
0010 010	32	22	97	0
0013 013	539	110	1924	4
0018 018	751	100	1461	3
0021 021	79	2	95	0
0038 038	18	1	17	0
0040 040	811	27	451	2
0042 042	1350	39	755	2
0044 044	1262	92	963	8
0046 046	1393	28	734	1
0047 047	940	25	630	3
0048 048	1167	59	1239	3
0050 050	1113	38	860	1
0052 052	365	1	395	0
0054 054	1372	82	971	4
0056 056	1134	91	823	5
0058 058	761	113	816	4
0060 060	1037	96	819	3
0062 062	808	82	630	2
0064 064	878	60	607	5
0070 070	766	38	499	4
0073 073	717	26	465	0
0075 075	811	51	822	0
0077 077	1132	64	873	1
0080 080	322	38	559	1
0082 082	755	111	1624	5
0084 084	843	82	931	2
0087 087	1148	100	937	1
0099 099	0	0	0	0
0115 115	328	29	279	0

I certify the votes recorded on this abstract correctly summarize the tally of votes cast at the election indicated.


Christine D. Walker, Jackson County Clerk

11-21-14
date

NUMBERED KEY CANVASS

RUN DATE:11/20/14 11:12 AM

GENERAL ELECTION
NOVEMBER 4, 2014
JACKSON COUNTY, OREGON

REPORT-EL52 PAGE 0008

	VOTES	PERCENT		VOTES	PERCENT
State Representative, 2nd District HOUSE DISTRICT 02					
Vote for 1					
01 = Dallas Heard (REP)	400	61.35	03 = Kerry Atherton (DEM)	200	30.67
02 = Jeff Adams (LBT)	49	7.52	04 = WRITE-IN	3	.46
<hr/>					
	01	02	03	04	
	<hr/>				
0109 109	400	49	200	3	

I certify the votes recorded on this abstract correctly summarize the tally of votes cast at the election indicated.


Christine D. Walker, Jackson County Clerk

11-21-14
date

NUMBERED KEY CANVASS

RUN DATE:11/20/14 11:12 AM

GENERAL ELECTION
NOVEMBER 4, 2014
JACKSON COUNTY, OREGON

REPORT-EL52 PAGE 0009

State Representative, 4th District HOUSE DISTRICT 04

VOTES PERCENT

VOTES PERCENT

Vote for 1

01 = Darlene V Taylor (DEM) (WRF)

5,912 31.34

02 = Duane A Stark (REP)


12,888 68.31

03 = WRITE-IN

67 .36

	01	02	03
0027 027	391	1052	2
0029 029	402	984	5
0031 031	3	21	1
0034 034	90	252	1
0035 035	9	11	0
0036 036	534	854	5
0038 038	12	17	0
0074 074	318	672	3
0090 090	480	1042	12
0092 092	587	1377	7
0094 094	482	922	7
0096 096	222	634	2
0099 099	555	1367	4
0102 102	513	988	4
0105 105	170	247	0
0106 106	72	326	0
0109 109	163	325	0
0111 111	616	1323	9
0112 112	266	447	4
0115 115	27	27	1

I certify the votes recorded on this abstract correctly summarize the tally of votes cast at the election indicated.


Christine D. Walker, Jackson County Clerk

11-21-14
date

NUMBERED KEY CANVASS

RUN DATE:11/20/14 11:12 AM

GENERAL ELECTION
NOVEMBER 4, 2014
JACKSON COUNTY, OREGON

REPORT-EL52 PAGE 0010

	VOTES	PERCENT		VOTES	PERCENT
State Representative, 5th District HOUSE DISTRICT 05					
Vote for 1					
01 = Nick Card (REP)	10,555	35.74			
02 = Peter Buckley (DEM) (WRF)	18,929	64.09	03 = WRITE-IN	52	.18
	01	02	03		
0002 002	316	2289	4		
0004 004	353	2293	4		
0007 007	274	1974	4		
0010 010	32	109	0		
0013 013	451	2012	4		
0018 018	658	1554	4		
0021 021	68	100	0		
0038 038	0	3	0		
0050 050	129	112	0		
0052 052	350	329	0		
0054 054	1315	969	5		
0058 058	16	13	0		
0060 060	164	93	0		
0070 070	658	455	6		
0073 073	687	447	3		
0075 075	829	777	2		
0077 077	1077	891	2		
0080 080	314	573	1		
0082 082	710	1677	2		
0084 084	777	991	6		
0087 087	1075	985	3		
0115 115	302	283	2		

I certify the votes recorded on this abstract correctly summarize the tally of votes cast at the election indicated.


Christine D. Walker, Jackson County Clerk

11-21-14
date

NUMBERED KEY CANVASS

RUN DATE:11/20/14 11:12 AM

GENERAL ELECTION
NOVEMBER 4, 2014
JACKSON COUNTY, OREGON

REPORT-EL52

PAGE 0011

State Representative, 6th District HOUSE DISTRICT 06
Vote for 1
01 = Sal Esquivel (REP) (DEM) (LBT) 15,327 95.87
02 = WRITE-IN 661 4.13

	01	02
0038 038	15	1
0040 040	918	33
0042 042	1497	40
0044 044	1579	83
0046 046	1475	52
0047 047	1109	40
0048 048	1479	92
0050 050	1186	46
0052 052	25	0
0056 056	1438	70
0058 058	1125	75
0060 060	1157	54
0062 062	1134	34
0064 064	1105	39
0070 070	85	2
0099 099	0	0

I certify the votes recorded on this abstract correctly summarize the tally of votes cast at the election indicated.


Christine D. Walker, Jackson County Clerk

11-21-14
date

NUMBERED KEY CANVASS

RUN DATE:11/20/14 11:12 AM

GENERAL ELECTION
NOVEMBER 4, 2014
JACKSON COUNTY, OREGON

REPORT-EL52 PAGE 0012

		VOTES	PERCENT			VOTES	PERCENT
State Representative, 55th District HOUSE DISTRICT 55							
Vote for 1							
01 = Mike McLane (REP)		5,407	71.86	03 = Frank W Brannen (LBT)		401	5.33
02 = Richard V Phay (DEM)		1,697	22.55	04 = WRITE-IN		19	.25

		01	02	03	04
0018	018	1	0	0	0
0022	022	328	87	27	1
0023	023	238	103	14	2
0024	024	983	296	84	4
0026	026	691	270	59	3
0027	027	6	0	0	0
0030	030	83	36	6	1
0031	031	465	158	33	0
0034	034	647	144	25	3
0036	036	39	9	3	0
0038	038	464	139	30	0
0040	040	674	237	47	4
0106	106	788	218	73	1

I certify the votes recorded on this abstract correctly summarize the tally of votes cast at the election indicated.


Christine D. Walker, Jackson County Clerk

11-21-14
date

NUMBERED KEY CANVASS

RUN DATE:11/20/14 11:12 AM

GENERAL ELECTION
NOVEMBER 4, 2014
JACKSON COUNTY, OREGON

REPORT-EL52 PAGE 0015

Judge of the Circuit Court, 1st District, Pos 2
CIRCUIT COURT DISTRICT 01

VOTES PERCENT

VOTES PERCENT

Vote for 1


01 = David Hoppe
02 = Adam Peterson

38,696 57.91
27,885 41.73 03 = WRITE-IN

241 .36

	01	02	03
0002 002	720	1264	8
0004 004	761	1199	5
0007 007	674	960	5
0010 010	69	36	0
0013 013	839	1056	12
0018 018	868	763	7
0021 021	75	51	0
0022 022	259	150	3
0023 023	192	132	2
0024 024	787	413	2
0026 026	587	300	3
0027 027	969	379	6
0029 029	954	381	4
0030 030	58	40	2
0031 031	406	197	1
0034 034	679	347	6
0035 035	9	9	1
0036 036	874	453	10
0038 038	388	264	0
0040 040	1307	708	4
0042 042	1139	662	3
0044 044	1298	687	7
0046 046	1277	599	2
0047 047	875	530	2
0048 048	1212	888	8
0050 050	1089	633	7
0052 052	337	316	0
0054 054	1182	873	5
0056 056	973	720	12
0058 058	779	612	9
0060 060	994	643	7
0062 062	772	515	10
0064 064	756	529	5
0070 070	629	449	5
0073 073	564	383	4
0074 074	532	339	4
0075 075	751	609	1
0077 077	889	734	6
0080 080	362	326	1
0082 082	928	982	3
0084 084	799	676	3
0087 087	1007	715	4
0090 090	830	549	11
0092 092	1071	683	5
0094 094	815	446	8
0096 096	505	262	0
0099 099	988	746	6
0102 102	737	512	7
0105 105	213	144	0
0106 106	796	493	2
0109 109	504	420	1
0111 111	940	655	9
0112 112	369	249	0
0115 115	309	204	3

I certify the votes recorded on this abstract
correctly summarize the tally of votes cast
at the election indicated.


Christine D. Walker, Jackson County Clerk

11-21-14
date

NUMBERED KEY CANVASS

RUN DATE:11/20/14 11:12 AM

GENERAL ELECTION
NOVEMBER 4, 2014
JACKSON COUNTY, OREGON

REPORT-EL52 PAGE 0016

VOTES PERCENT

Judge of the Circuit Court, 1st District, Pos 3
CIRCUIT COURT DISTRICT 01

Vote for 1

01 = Kelly W Ravassipour

02 = WRITE-IN

49,200 98.55

722 1.45

	01	02
0002 002	1429	14
0004 004	1438	19
0007 007	1230	16
0010 010	109	0
0013 013	1468	20
0018 018	1203	20
0021 021	99	4
0022 022	280	6
0023 023	245	5
0024 024	832	16
0026 026	705	6
0027 027	1033	15
0029 029	995	8
0030 030	66	4
0031 031	419	7
0034 034	683	6
0035 035	16	0
0036 036	1013	26
0038 038	462	5
0040 040	1442	22
0042 042	1326	15
0044 044	1420	33
0046 046	1308	10
0047 047	1020	9
0048 048	1483	22
0050 050	1234	17
0052 052	482	3
0054 054	1501	20
0056 056	1343	19
0058 058	1091	22
0060 060	1252	24
0062 062	1005	13
0064 064	987	21
0070 070	785	9
0073 073	631	19
0074 074	627	9
0075 075	1002	11
0077 077	1134	27
0080 080	482	4
0082 082	1475	26
0084 084	1189	8
0087 087	1291	14
0090 090	1084	11
0092 092	1331	19
0094 094	940	15
0096 096	575	2
0099 099	1296	16
0102 102	904	18
0105 105	267	2
0106 106	887	21
0109 109	694	8
0111 111	1158	22
0112 112	476	4
0115 115	353	10

I certify the votes recorded on this abstract
correctly summarize the tally of votes cast
at the election indicated.

Christine D. Walker, Jackson County Clerk

11-21-14
date

NUMBERED KEY CANVASS

RUN DATE:11/20/14 11:12 AM

GENERAL ELECTION
NOVEMBER 4, 2014
JACKSON COUNTY, OREGON

REPORT-EL52

PAGE 0057

VOTES PERCENT

State Measure 86 Fund for post-secondary educ

Vote for 1

01 = Yes

02 = No

32,015 39.90
48,225 60.10

	01	02
0002 002	1892	702
0004 004	1889	693
0007 007	1655	585
0010 010	150	12
0013 013	1652	808
0018 018	1218	990
0021 021	81	88
0022 022	110	366
0023 023	108	267
0024 024	366	1072
0026 026	311	775
0027 027	408	1138
0029 029	369	1111
0030 030	33	103
0031 031	161	550
0034 034	276	956
0035 035	11	9
0036 036	523	1000
0038 038	202	551
0040 040	753	1580
0042 042	653	1424
0044 044	883	1382
0046 046	666	1436
0047 047	467	1085
0048 048	1019	1356
0050 050	716	1231
0052 052	387	339
0054 054	860	1520
0056 056	772	1253
0058 058	817	847
0060 060	806	1102
0062 062	610	914
0064 064	572	962
0070 070	418	861
0073 073	350	787
0074 074	344	720
0075 075	672	951
0077 077	729	1254
0080 080	447	433
0082 082	1357	1059
0084 084	786	997
0087 087	792	1324
0090 090	458	1193
0092 092	627	1457
0094 094	463	1051
0096 096	220	694
0099 099	519	1492
0102 102	485	1094
0105 105	169	266
0106 106	334	1221
0109 109	334	831
0111 111	591	1410
0112 112	250	519
0115 115	274	404

I certify the votes recorded on this abstract
correctly summarize the tally of votes cast
at the election indicated.

Christine D Walker, Jackson County Clerk

11-21-14
date

NUMBERED KEY CANVASS

RUN DATE:11/20/14 11:12 AM

GENERAL ELECTION
NOVEMBER 4, 2014
JACKSON COUNTY, OREGON

REPORT-EL52

PAGE 0058

VOTES PERCENT

State Measure 87 Permits employment of state
judges by Oregon Nat'l Guard & state public universities

Vote for 1

01 = Yes

02 = No

41,548 52.74
37,238 47.26

	01	02
0002 002	1844	642
0004 004	1798	667
0007 007	1530	624
0010 010	112	38
0013 013	1641	732
0018 018	1347	833
0021 021	100	68
0022 022	201	277
0023 023	184	189
0024 024	604	828
0026 026	474	605
0027 027	682	851
0029 029	687	761
0030 030	58	75
0031 031	303	400
0034 034	487	728
0035 035	10	11
0036 036	669	856
0038 038	333	426
0040 040	1126	1146
0042 042	991	1050
0044 044	1157	1043
0046 046	1124	921
0047 047	834	685
0048 048	1309	1007
0050 050	955	944
0052 052	466	244
0054 054	1219	1112
0056 056	1005	983
0058 058	884	750
0060 060	1020	850
0062 062	717	778
0064 064	776	722
0070 070	632	655
0073 073	553	602
0074 074	531	518
0075 075	924	643
0077 077	1013	972
0080 080	500	371
0082 082	1418	907
0084 084	948	807
0087 087	1061	1036
0090 090	719	909
0092 092	1003	1034
0094 094	714	778
0096 096	401	489
0099 099	787	1232
0102 102	725	838
0105 105	215	220
0106 106	610	959
0109 109	547	614
0111 111	901	1099
0112 112	367	381
0115 115	332	328

I certify the votes recorded on this abstract
correctly summarize the tally of votes cast
at the election indicated.

Christine D. Walker, Jackson County Clerk

11-21-14
date

NUMBERED KEY CANVASS

RUN DATE:11/20/14 11:12 AM

GENERAL ELECTION
NOVEMBER 4, 2014
JACKSON COUNTY, OREGON

REPORT-EL52

PAGE 0059

VOTES PERCENT

State Measure 88 Oregon resident "driver card"

Vote for 1

01 = Yes

02 = No

23,146 28.00
59,505 72.00

	01	02
0002 002	1847	796
0004 004	1801	856
0007 007	1552	748
0010 010	93	70
0013 013	1480	1055
0018 018	1097	1196
0021 021	67	106
0022 022	63	429
0023 023	71	313
0024 024	184	1288
0026 026	197	930
0027 027	177	1414
0029 029	217	1292
0030 030	30	109
0031 031	111	626
0034 034	158	1115
0035 035	4	14
0036 036	280	1309
0038 038	132	654
0040 040	450	1927
0042 042	414	1709
0044 044	515	1806
0046 046	466	1680
0047 047	329	1267
0048 048	768	1662
0050 050	499	1492
0052 052	287	450
0054 054	561	1894
0056 056	450	1633
0058 058	484	1225
0060 060	441	1537
0062 062	316	1258
0064 064	312	1251
0070 070	250	1076
0073 073	281	920
0074 074	251	848
0075 075	518	1146
0077 077	593	1469
0080 080	392	515
0082 082	1150	1350
0084 084	558	1302
0087 087	557	1631
0090 090	250	1465
0092 092	335	1811
0094 094	253	1296
0096 096	146	779
0099 099	274	1808
0102 102	285	1332
0105 105	85	367
0106 106	205	1409
0109 109	210	1006
0111 111	363	1717
0112 112	122	660
0115 115	215	487

I certify the votes recorded on this abstract
correctly summarize the tally of votes cast
at the election indicated.

Christine D. Walker, Jackson County Clerk

date

11-21-14

NUMBERED KEY CANVASS

RUN DATE:11/20/14 11:12 AM

GENERAL ELECTION
NOVEMBER 4, 2014
JACKSON COUNTY, OREGON

REPORT-EL52

PAGE 0060

VOTES PERCENT

State Measure 89 Equality of rights regardless of sex

Vote for 1

01 = Yes

02 = No

48,088 60.29

31,669 39.71

	01	02
0002 002	2268	346
0004 004	2315	315
0007 007	1997	281
0010 010	153	13
0013 013	2092	398
0018 018	1693	566
0021 021	115	57
0022 022	205	276
0023 023	203	169
0024 024	645	801
0026 026	550	522
0027 027	722	788
0029 029	732	717
0030 030	70	64
0031 031	324	386
0034 034	529	690
0035 035	16	5
0036 036	801	725
0038 038	371	390
0040 040	1244	1052
0042 042	1091	933
0044 044	1344	882
0046 046	1090	962
0047 047	839	678
0048 048	1472	883
0050 050	1098	803
0052 052	509	193
0054 054	1344	1018
0056 056	1184	827
0058 058	1104	556
0060 060	1169	706
0062 062	833	658
0064 064	833	674
0070 070	669	594
0073 073	630	531
0074 074	563	501
0075 075	1015	574
0077 077	1177	835
0080 080	647	243
0082 082	1786	625
0084 084	1137	635
0087 087	1228	868
0090 090	834	788
0092 092	1109	934
0094 094	773	704
0096 096	410	470
0099 099	902	1112
0102 102	844	726
0105 105	222	206
0106 106	666	899
0109 109	652	537
0111 111	1052	967
0112 112	396	334
0115 115	421	252

I certify the votes recorded on this abstract
correctly summarize the tally of votes cast
at the election indicated.

Christine D. Walker, Jackson County Clerk

11-21-14
date

NUMBERED KEY CANVASS

RUN DATE:11/20/14 11:12 AM

GENERAL ELECTION
NOVEMBER 4, 2014
JACKSON COUNTY, OREGON

REPORT-EL52 PAGE 0061

VOTES PERCENT

State Measure 90 Single primary ballot listing

Vote for 1

01 = Yes

02 = No

25,284 32.64
54,249 67.36

	01	02
0002 002	978	1592
0004 004	840	1747
0007 007	805	1408
0010 010	83	70
0013 013	897	1553
0018 018	774	1467
0021 021	69	103
0022 022	113	368
0023 023	127	254
0024 024	409	1044
0026 026	353	759
0027 027	474	1071
0029 029	467	1012
0030 030	30	105
0031 031	191	527
0034 034	312	919
0035 035	8	13
0036 036	495	1031
0038 038	194	572
0040 040	729	1618
0042 042	693	1397
0044 044	799	1484
0046 046	709	1384
0047 047	547	1002
0048 048	789	1595
0050 050	636	1308
0052 052	256	469
0054 054	775	1618
0056 056	666	1366
0058 058	559	1116
0060 060	697	1227
0062 062	520	988
0064 064	520	1015
0070 070	416	869
0073 073	380	776
0074 074	381	692
0075 075	578	1030
0077 077	593	1413
0080 080	321	573
0082 082	799	1604
0084 084	590	1211
0087 087	681	1434
0090 090	539	1128
0092 092	655	1420
0094 094	451	1053
0096 096	252	658
0099 099	563	1477
0102 102	513	1069
0105 105	165	275
0106 106	435	1148
0109 109	351	837
0111 111	636	1395
0112 112	258	516
0115 115	213	469

I certify the votes recorded on this abstract
correctly summarize the tally of votes cast
at the election indicated.

Christine D. Walker, Jackson County Clerk

11-21-14
date

NUMBERED KEY CANVASS

RUN DATE:11/20/14 11:12 AM

GENERAL ELECTION
NOVEMBER 4, 2014
JACKSON COUNTY, OREGON

REPORT-EL52

PAGE 0062

VOTES PERCENT

State Measure 91 Allows marijuana; state licensing

Vote for 1

01 = Yes

02 = No

44,821 53.36
39,176 46.64

	01	02
0002 002	2144	585
0004 004	2168	590
0007 007	1903	475
0010 010	130	36
0013 013	1960	652
0018 018	1657	717
0021 021	106	72
0022 022	218	280
0023 023	205	191
0024 024	688	816
0026 026	541	596
0027 027	698	906
0029 029	639	879
0030 030	68	71
0031 031	336	408
0034 034	507	774
0035 035	14	7
0036 036	854	752
0038 038	357	436
0040 040	1079	1342
0042 042	898	1254
0044 044	1232	1121
0046 046	935	1234
0047 047	664	938
0048 048	1342	1151
0050 050	948	1073
0052 052	336	399
0054 054	1240	1246
0056 056	1140	971
0058 058	1137	611
0060 060	1151	850
0062 062	827	750
0064 064	779	809
0070 070	633	705
0073 073	524	693
0074 074	491	625
0075 075	863	826
0077 077	1122	990
0080 080	604	330
0082 082	1714	819
0084 084	1039	840
0087 087	1156	1062
0090 090	714	1014
0092 092	861	1302
0094 094	734	830
0096 096	346	590
0099 099	886	1221
0102 102	807	828
0105 105	280	178
0106 106	708	921
0109 109	622	611
0111 111	1017	1092
0112 112	385	407
0115 115	414	300

I certify the votes recorded on this abstract
correctly summarize the tally of votes cast
at the election indicated.

Christine D. Walker, Jackson County Clerk

date

11-21-14

NUMBERED KEY CANVASS

RUN DATE: 11/20/14 11:12 AM

GENERAL ELECTION
NOVEMBER 4, 2014
JACKSON COUNTY, OREGON

REPORT-EL52

PAGE 0063

VOTES PERCENT

State Measure 92 Label GMO foods as such

Vote for 1

01 = Yes

02 = No

46,405 55.23

37,617 44.77

	01	02
0002 002	2288	467
0004 004	2370	416
0007 007	1987	402
0010 010	133	36
0013 013	2093	541
0018 018	1710	661
0021 021	120	57
0022 022	204	298
0023 023	168	223
0024 024	673	829
0026 026	522	628
0027 027	624	971
0029 029	578	940
0030 030	81	59
0031 031	292	450
0034 034	480	800
0035 035	12	8
0036 036	725	867
0038 038	344	436
0040 040	1166	1250
0042 042	994	1151
0044 044	1238	1107
0046 046	1004	1157
0047 047	704	896
0048 048	1422	1069
0050 050	1100	919
0052 052	354	397
0054 054	1242	1235
0056 056	1172	929
0058 058	1053	685
0060 060	1153	842
0062 062	803	778
0064 064	823	764
0070 070	701	625
0073 073	636	580
0074 074	525	590
0075 075	1012	683
0077 077	1229	888
0080 080	628	303
0082 082	1795	752
0084 084	1083	802
0087 087	1189	1022
0090 090	745	986
0092 092	941	1228
0094 094	781	786
0096 096	394	535
0099 099	856	1239
0102 102	781	864
0105 105	241	213
0106 106	727	902
0109 109	599	628
0111 111	1051	1058
0112 112	404	399
0115 115	455	266

I certify the votes recorded on this abstract
correctly summarize the tally of votes cast
at the election indicated.

Christine D. Walker, Jackson County Clerk

11-21-14
date

NUMBERED KEY CANVASS

RUN DATE:11/20/14 11:12 AM

GENERAL ELECTION
NOVEMBER 4, 2014
JACKSON COUNTY, OREGON

REPORT-EL52 PAGE 0005

Governor STATEWIDE PARTISAN		VOTES PERCENT		VOTES PERCENT	
Vote for 1					
01 = Dennis Richardson (REP) (IND)	43,489	52.67			
02 = Chris Henry (PR))	536	.65	05 = Paul Grad (LBT)	1,050	1.27
03 = Aaron Auer (CON)	907	1.10	06 = Jason Levin (PAC)	1,248	1.51
04 = John Kitzhaber (DEM) (WRF)	35,223	42.66	07 = WRITE-IN	109	.13

	01	02	03	04	05	06	07
0002 002	364	15	8	2212	23	59	1
0004 004	391	25	12	2198	31	64	1
0007 007	320	15	6	1859	25	86	1
0010 010	29	7	4	92	6	13	0
0013 013	503	17	6	1925	42	66	5
0018 018	743	20	15	1446	36	64	0
0021 021	68	1	1	97	3	4	0
0022 022	333	1	10	133	5	5	0
0023 023	238	1	3	132	7	3	2
0024 024	998	9	20	398	21	19	3
0026 026	693	8	18	368	17	15	1
0027 027	1101	12	27	392	12	20	2
0029 029	1015	7	22	445	6	12	1
0030 030	89	0	2	49	1	0	0
0031 031	509	3	17	192	8	3	0
0034 034	925	9	14	289	11	10	1
0035 035	12	0	0	7	1	1	0
0036 036	950	9	49	504	20	23	1
0038 038	512	9	10	232	8	9	0
0040 040	1529	18	23	741	28	17	4
0042 042	1310	11	23	730	27	19	1
0044 044	1308	20	28	899	36	28	6
0046 046	1419	0	9	685	20	8	0
0047 047	1001	3	4	563	9	11	2
0048 048	1210	21	10	1168	24	22	5
0050 050	1132	4	16	813	19	18	0
0052 052	385	0	0	368	1	0	0
0054 054	1399	13	26	927	31	31	1
0056 056	1114	25	33	815	27	36	6
0058 058	731	26	36	792	40	56	7
0060 060	1024	15	28	810	37	37	4
0062 062	841	18	41	602	24	24	4
0064 064	876	12	20	587	34	27	2
0070 070	800	7	15	449	19	11	4
0073 073	742	5	8	418	11	13	0
0074 074	717	4	15	340	6	15	0
0075 075	871	7	11	751	17	22	3
0077 077	1140	15	28	835	19	34	3
0080 080	333	9	6	535	12	30	2
0082 082	769	16	15	1564	37	61	7
0084 084	831	16	20	917	26	31	0
0087 087	1153	15	26	920	28	35	2
0090 090	1160	11	20	475	22	14	5
0092 092	1485	7	22	583	18	16	4
0094 094	978	10	24	490	20	20	3
0096 096	680	2	7	220	10	5	2
0099 099	1470	10	35	517	22	26	5
0102 102	1000	14	17	520	35	19	2
0105 105	255	4	12	162	9	9	0
0106 106	1143	6	21	396	26	16	0
0109 109	745	4	17	407	29	13	2
0111 111	1324	12	27	657	21	24	1
0112 112	472	6	16	276	19	5	2

NUMBERED KEY CANVASS


RUN DATE:11/20/14 11:12 AM

GENERAL ELECTION
NOVEMBER 4, 2014
JACKSON COUNTY, OREGON

REPORT-EL52 PAGE 0006

Governor STATEWIDE PARTISAN		VOTES PERCENT		VOTES PERCENT				
Vote for 1								
01 = Dennis Richardson (REP) (IND)	43,489	52.67						
02 = Chris Henry (PR))	536	.65	05 = Paul Grad (LBT)	1,050	1.27			
03 = Aaron Auer (CON)	907	1.10	06 = Jason Levin (PAC)	1,248	1.51			
04 = John Kitzhaber (DEM) (WRF)	35,223	42.66	07 = WRITE-IN	109	.13			
(CONTINUED FROM PREVIOUS PAGE)		01	02	03	04	05	06	07
0115 115	349	2	4	321	4	20	1	

I certify the votes recorded on this abstract correctly summarize the tally of votes cast at the election indicated.


Christine D. Walker, Jackson County Clerk

11-21-14
date